



WELCOME



**2024 P1 Orientation
E-Handbook**

GETTING READY FOR SCHOOL



What can you do to help yourself to be better prepared for primary school?

- Make sure that your school bag is packed before you go to bed every night.
- Make sure that you have at least 8 hours of sleep and eat a proper breakfast before going to school every morning.

GETTING READY FOR SCHOOL



- ✦ ✦ a) Packing your own school bag for school
 - Things to bring to school daily
 - Healthy snack break
- b) Wearing on your school uniform
- c) Name tag with lanyard
- d) Arriving at school punctually
- e) Road safety reminders
- f) Other useful resources for your parents/guardians



GETTING READY FOR SCHOOL

- ✦ g) School Term & Vacation Dates
- ✦ h) School hours
- i) Dismissal gates and arrangement
- j) Digitised parent - child activity book




WHAT TO BRING TO SCHOOL DAILY



Thermometer



Name tag
with lanyard



GEMbeats 2024



Pocket money
in small wallet



1 mask
(optional)



Water bottle



Story book



Stationery &
coloured pencils

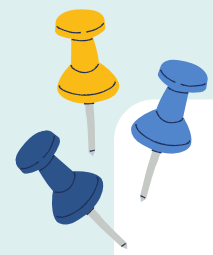


Healthy & light snacks

GEMBEATS 2024




- Complete the 'Personal Particulars' page in the GEMbeats (Student Handbook).
- Bring your GEMbeats to school daily to record notes and homework.
- Go through the school rules in the GEMbeats with your parents/guardian. The school rules are written to ensure the safety and well-being of you and your fellow schoolmates around you.
- Therefore, be at your best and be mindful of what you should or should not do when you are in school. Together, we will make NSPS a happy learning school for all.



WHAT TO BRING ON FIRST DAY OF SCHOOL

To make sure that your school bag is not too heavy, pack your bag with your parents/guardian using the guide on what to bring daily.



HEALTHY SNACK BREAK

- You will have a 10-minute snack break daily, between 11.30 a.m. to 12 p.m.
- Do pack some healthy and light snacks that you can eat in the classroom.



PUTTING ON YOUR SCHOOL UNIFORM



- Students are to only wear PE attire on days when there are PE or PAL lessons only.
- On all other days, students are expected to be in our school prescribed full school uniform.
- For more details, refer to the school website for guidelines on school uniform.



PUTTING ON YOUR SCHOOL UNIFORM

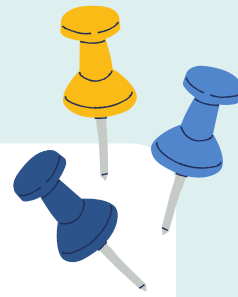


- Remember to put on your plastic name tag with the lanyard daily.
- This is for the teachers and staff in school to easily identify and assist you upon arrival and during dismissal.
- You can also purchase the name tag from bookshop if you lost or need replacement due to wear and tear over time.



M.T ~ Mother Tongue


ARRIVING AT SCHOOL



ARRIVAL GATES

Gate B opening hours:

7 a.m. - 7.25 a.m. (Daily)

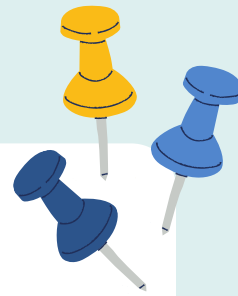


Gate B is located in front of the school where the traffic light crossing is.

ARRIVING AT SCHOOL

ARRIVAL GATES

Gate C opening hours:
7 a.m. - 7 p.m. (Daily)



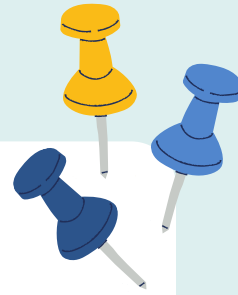
Gate C is located in front of the school security post.

ARRIVING AT SCHOOL

ARRIVAL GATES

Gate F opening hours:

7 a.m. - 7.25 a.m. (Daily)



Gate F is located nearer to the bus stop.

ROAD SAFETY REMINDERS

Notes to Parents/Guardians

- For the safety of our students, unauthorized vehicles are not allowed into the school compound.
- You are strongly encouraged to park your vehicles at the multi-storey carpark directly opposite or next to the school. You could walk across to the school building using the pedestrian crossing when you fetch your child/ward home after dismissal.
- Remind your child/ward to cross safely using the traffic lights/zebra crossing.

ROAD SAFETY REMINDERS

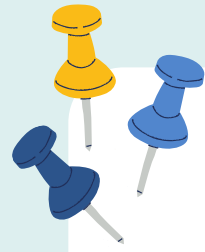
Notes to Parents/Guardians

- In the event of a rainy weather, parents/guardians can drive into the school compound to drop the child/ward off at the sheltered school foyer.
- Please ensure that your child/ward has his/her school bag with him/her and is ready to alight in the shortest time possible.
- Parents/guardians should refrain from alighting from your vehicles to hug or bid goodbye to your children or to take bags out from the car boot.

ROAD SAFETY REMINDERS

Notes to Parents/Guardians

- Please note that on rainy days, a massive traffic jam may occur outside and within the school's premises at peak hours. When you drive out of the school premises, kindly make a left turn only at the exit gate to facilitate a smooth flow of traffic during heavy traffic conditions.
- Your cooperation is much appreciated to facilitate the smooth and safe arrival of all students to school during the busy hours in the morning. Please be safe and considerate to other road users.



OTHER USEFUL RESOURCES FOR MY PARENTS/GUARDIANS

Notes to Parents/Guardians

- Our students do their best when school staff and parents work cooperatively to support them.
- We hope the following resources on school-home partnership will be a useful reference for parents in helping our students pick up self management skills, build resilience and take responsibility for and ownership of their learning.
- <https://www.moe.gov.sg/parentkit>

SCHOOL TERM & VACATION DATES

School Term

Semester 1

Term 1	Tuesday 2 January to Friday 8 March
Term 2	Monday 18 March to Friday 24 May

Semester 2

Term 3	Monday 24 June to Friday 30 August
Term 4	Monday 9 September to Friday 15 November

You are to attend school regularly and punctually so that you can learn with your classmates and achieve your full potential.

School Vacation

Between Terms 1 & 2	Saturday 9 March to Sunday 17 Mar
Between Semesters 1 & 2	Saturday 25 May to Sunday 23 June
Between Terms 3 & 4	Saturday 31 August to Sunday 8 September
At End Of School Year	Saturday 16 November to Tuesday 31 December

SCHOOL HOURS

Monday	7.30 a.m. - 1.30 p.m.
Tuesday	7.30 a.m. - 1.30 p.m.
Wednesday	7.30 a.m. - 1.30 p.m.
Thursday	8.30 a.m. - 1.30 p.m.
Friday	7.30 a.m. - 1.30 p.m.

- The first school bell rings at 7.30 a.m. to signal the start of the school day.
- For Primary 1 students, do arrive in school on time by 7.25 a.m. and get ready for your first period to start the day's learning.
- Reporting time for Thursday is at 8.25 a.m. as the first period starts at 8.30 a.m.
- Students arriving after 7.25 a.m. (Mon - Wed & Fri) & 8.25 a.m. (Thurs) will be recorded as late-comers.

DURING SCHOOL

What does my first day of school look like?

- The first day of school for 2024 will be Tuesday, 2 January 2024.
- There will be orientation (including recess) activities for P1 students on that day. The P1 orientation programme will be carried out from 7.45 a.m. to 12 p.m.
- More than 1 teacher will be assigned to each P1 class to ensure that all P1 students are cared for. The teachers will also help to orientate the P1 students to their new surrounding.

DURING SCHOOL

What does my first day of school look like?

- In view of the limited seating capacity, we would like to request that at most 2 parents accompany each child into the school compound on the first day of school, 2 January 2024, Tuesday.
- Teachers will be ready to receive the P1 students and parents at the arrival gate C and direct them to their classrooms.
- Parents/Guardians will be directed to the school hall after sending their children to the classrooms. The Year Head and Assistant Year Head for Primary 1 and Heads of Department for the various subjects will be conducting a Parents' Talk in the hall at 8 a.m.

DURING SCHOOL

What time is recess ?

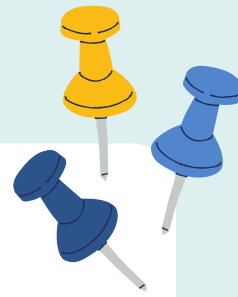
- All P1 students will have their recess from 9.30 a.m. to 10.15 a.m. (extra 15 mins for the first week).
- Parents/ guardians will be permitted to observe recess activities from specified viewing areas near the Canteen on Day 1.
- Do not worry. Your caring Form Teachers will be there to guide you and ensure your safety during recess. The friendly aunties and uncles at the different food stalls will also help you.

DURING SCHOOL

Where do I go when the dismissal bell rings?

- Dismissal time can be quite confusing for any student who is new to the school.
- Talk to your parents/ guardians about where to go during dismissal.
- Do not change the dismissal venue without informing your Form Teachers.
- If you are unsure what to do and where to go, talk to your Form Teachers and ask for help.

DISMISSAL



DISMISSAL GATES

Gate B opening hours:

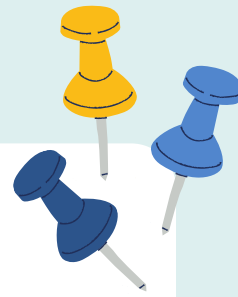
1.30 p.m. - 2 p.m. (Daily)



Gate B is located in front of the school where the traffic light crossing is.



DISMISSAL



DISMISSAL GATES

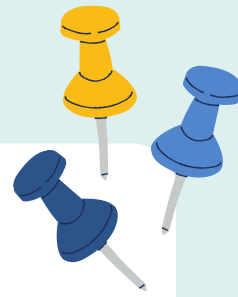
Gate C opening hours:

1.30 p.m. - 7 p.m. (Daily)



Gate C is located in front of the school security post.

DISMISSAL



DISMISSAL GATES

Gate F opening hours:

1.30 p.m. - 2 p.m. (Daily)



Gate F is gate that is located nearer to the bus stop.

DISMISSAL ARRANGEMENT


- Be familiar with how you are going home from school.
- Write down your dismissal arrangement on your name tag and GEMbeats (Student handbook) so that your teachers can refer to it.
- At dismissal, your last period teacher will bring you to your dismissal point.

DISMISSAL ARRANGEMENT

Taking school Bus

- Assemble at the front of the School Hall.
- Teachers will lead the P1 students to the music playground and hand them over to the bus drivers.


Attending Student Care Centre (SCC)

- Assemble at the back of the School Hall. 
- SCC teachers will fetch the P1 students from school hall and usher them to SCC.



DISMISSAL ARRANGEMENT

Going home with older siblings studying in NSPS

- Assemble at the respective Gates B, C & F or canteen.
 - Older siblings will fetch them from the respective school gates or canteen and go home together.
- 



DISMISSAL ARRANGEMENT

To be fetched by parents/ guardians

- **Assemble at respective Gates B, C & F.**
- **Inform your child/ward the specific gate that he/she will be fetched.**
- **Teachers will accompany the P1 students to the respective gates for dismissal.**



***Should your parents/guardian be late, please go to the Security Post and make a call.**



WHAT TO DO IF I AM UNWELL AND CANNOT ATTEND SCHOOL?

- If you are unwell and cannot attend school, your parents/ guardian will have to inform the General Office staff or your Form Teachers via Class Dojo.
- When you return to school, submit your medical certificate (MC) or letter of excuse to your Form Teachers.





WHAT TO DO IF I AM UNWELL DURING LESSONS?

- If you feel unwell during lessons, please let your class teacher know immediately. Your teacher will advise you on what to do next.
- You will need to be fetched home from school by your parents/guardians or an authorised adult. Your parents/ guardian needs to fill up a form before leaving the school compound with you.





WHAT TO DO IF I HAVE FORGOTTEN TO BRING MY HOMEWORK/ POCKET MONEY/ LEARNING MATERIALS TO SCHOOL?

- If you have forgotten to bring an item that you need to submit or use in school, stay calm and inform your teachers in class. Your teacher will guide you on the next step to take.





WHAT TO DO IF I HAVE FORGOTTEN TO BRING MY HOMEWORK/ POCKET MONEY/ LEARNING MATERIALS TO SCHOOL?

Notes to Parents/ Guardians

- We seek your cooperation in refraining from bringing money, water bottles, PE attire or books which your child/ward has forgotten to bring to school.
- We would like to instil RESPONSIBILITY in each NSPS student, not through punishment but by devising ways with the child to help him/her remember.
- We will ensure that your child/ward gets to eat even if he/she forgets to bring pocket money to school and for all the above, we will use our GEMbeats as a tool of communication with you.





HOW CAN MY PARENTS/GUARDIANS COMMUNICATE WITH MY TEACHERS?

We look forward to partnering with parents/guardians closely to provide the best possible learning environment for you. There are several platforms for your parents/guardians to get in touch with the teachers. These platforms include:

- GEMbeats
- Class Dojo ~ Form Teachers will send an invite
- Parents Gateway
- School email address: nsps@moe.edu.sg
- General Office telephone number: 6881 6887, 7 a.m. to 5 p.m.





HOW CAN MY PARENTS/GUARDIANS COMMUNICATE WITH MY TEACHERS?

Notes to Parents/ Guardians

- We would also like to appeal to our parents to make an appointment with the teachers should they wish to meet them.
- Our teachers have packed schedules during curriculum hours and may not be able to meet our parents on a short notice. Our teachers will try to respond within 3 working days, unless the issue raised is urgent and requires immediate attention.





HOW CAN MY PARENTS/GUARDIANS COMMUNICATE WITH MY TEACHERS?

Notes to Parents/ Guardians

- We would also appreciate if you could also refrain from contacting teachers via mobile phone calls and SMS/WhatsApp messages after office hours.
- Office hours are from 7.30 a.m. to 5 p.m. on weekdays during term time.





BIRTHDAY CELEBRATIONS

- For the safety of the other students in the class, especially those with food allergies and dietary restrictions, birthday cakes and food items are not allowed for birthday celebrations in school.
- If you wish to share the birthday goody bags, kindly only pack stationery items inside.



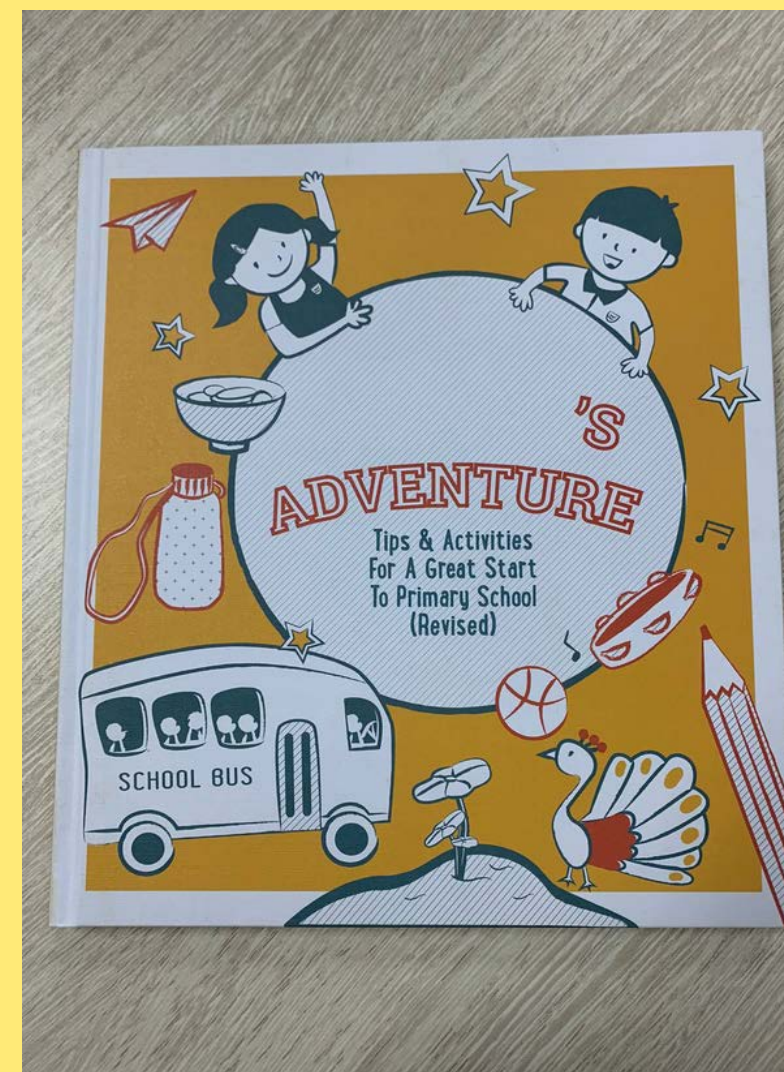
HOW CAN YOU BE BETTER PREPARED FOR SCHOOL?

Parents/guardians could refer to the digitised version of the parent-child activity book.

<https://go.gov.sg/pcab>

The book has useful tips as well as purposeful activities that parent and child can both engage in to help prepare for your Primary 1 journey.

Have fun and see you on 2 January 2024!





**THANK
YOU**

